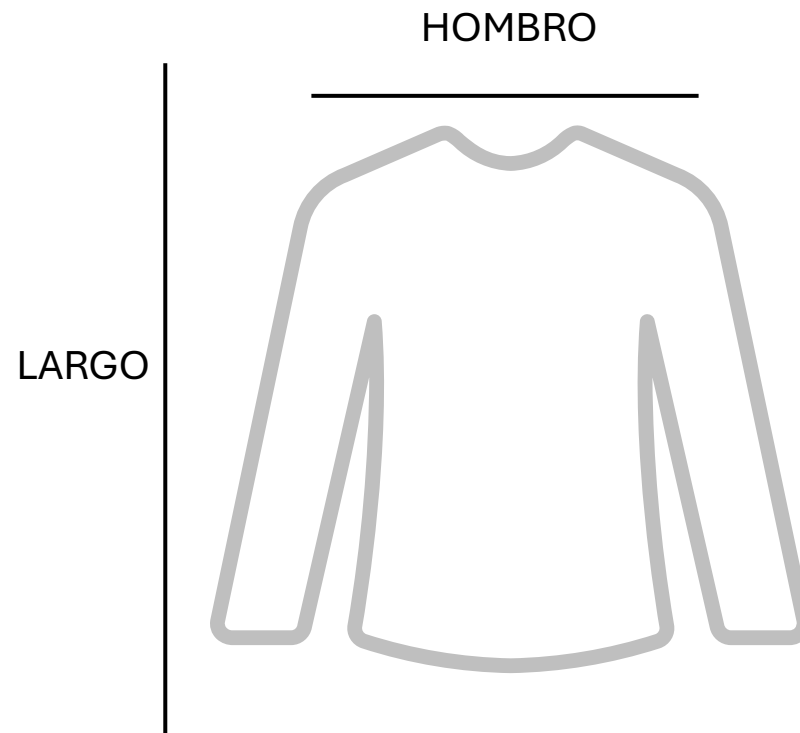


BASICAS Y BASICAS ESTAMPADAS



- 1 XS
- 2 S
- 3 M
- 4 L/G
- 5 XL/GG
- 6 XL/GG



1



34cm



2



34,5cm



3



35cm




4



35,6cm



5



39,5cm


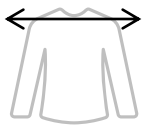


6

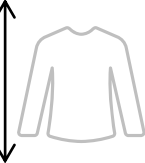


40,5cm

ANCHO



LARGO



49,5cm

56,5cm

59,5cm

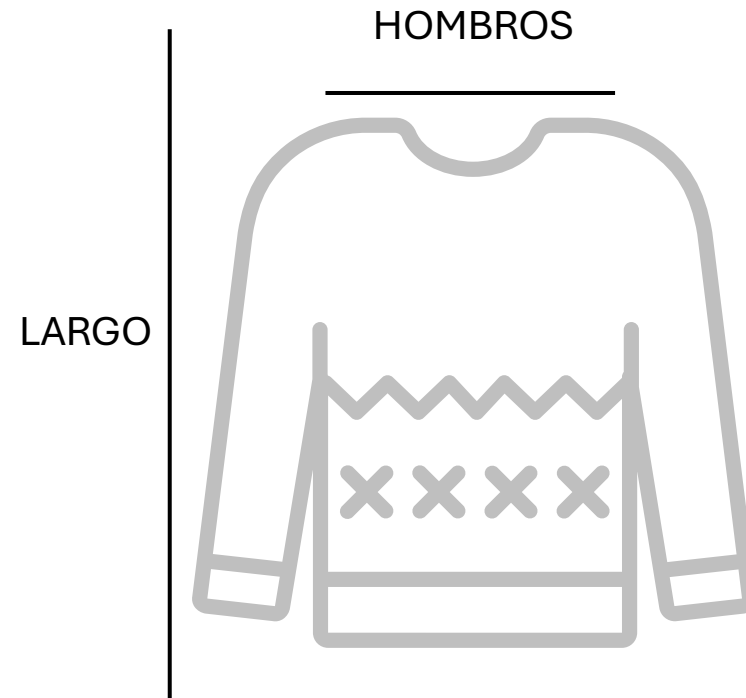
64cm

65cm

66cm

GUIA DE TALLES

CAMPERA - REMERON – PUPERA - CANGURO



- 1 XS
- 2 S
- 3 M
- 4 L/G
- 5 XL/GG
- 6 XL/GG



1

2

3


4

5

6



ANCHO



35,6cm

50cm

63cm

67cm



LARGO



64cm

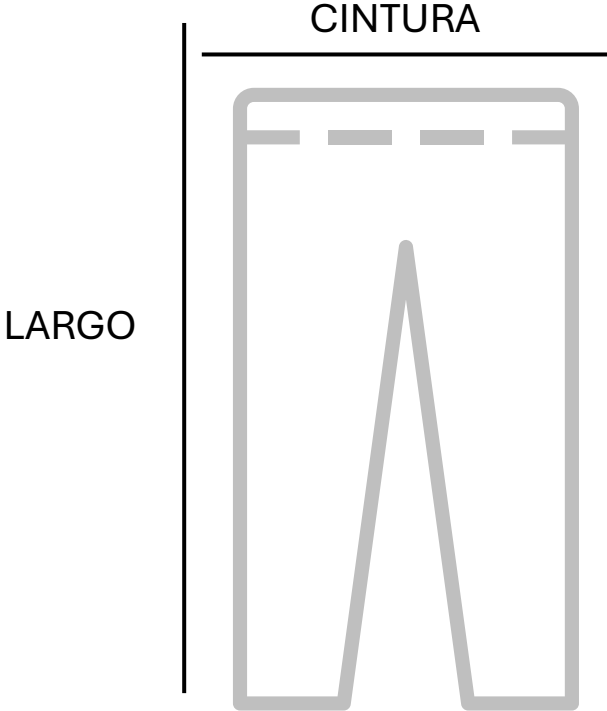
65cm

67cm

76cm

GUIA DE TALLES

PANTALONES



- 1 XS
- 2 S
- 3 M
- 4 L/G
- 5 XL/GG
- 6 XL/GG



1



29,5cm



2



30cm



3



31,5cm



4



32,5cm

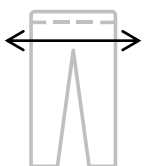


5

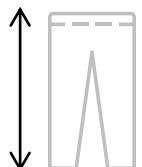


6

ANCHO



LARGO



105cm

105,5cm

109,5cm

110,5cm

GUIA DE TALLES

GRAFICO DE MEDICION

